



SENSE-LiFe;

Intelligent battery monitoring system, designed to ensure optimum efficiency



Electric Height adjustment;

Effortless sit to stand worktop adjustment



Modular Design

Designed to incorporate a full range of peripheral accessories



Power Display

Exclusive and elegant battery display providing accurate battery status visible from any angle

A3 EPMA Cart



A4 EPMA Cart



Easy clean

Designed to be Infection control friendly and easy to clean



Diecast Aluminium Base

Contoured and proportioned for strength, stability and usability



Extended storage

Large storage capacity to fit all medication needs




5 year warranty

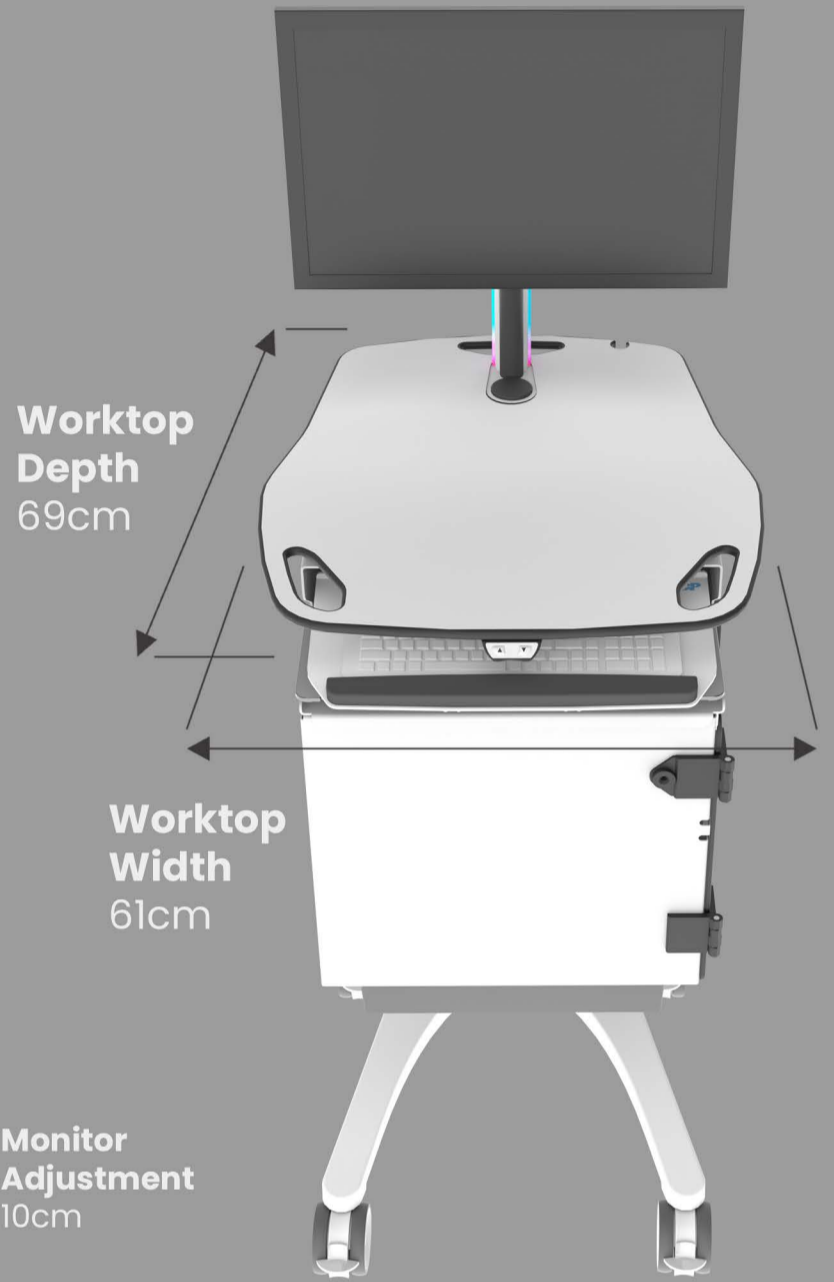
Unrivalled no quibble warranty, supported by our in-house service team



A3 EPMA Cart

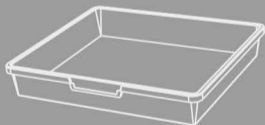


A4 EPMA Cart



A3 Drawer Dimensions

Single - (WxDxH)
43cm x 38cm
x 7cm



Double - (WxDxH)
43cm x 38cm
x 15cm



Weight
56kg

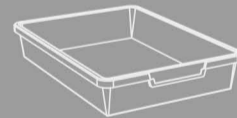


Worktop Height
Maximum -
128cm
Minimum -
88cm

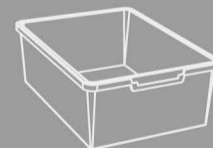


A4 Drawer Dimensions

Single - (WxDxH)
27cm x 38cm
x 7cm



Double - (WxDxH)
27cm x 38cm
x 15cm



Weight
52kg

